

# Lander Senior Citizens Center, Inc.

2019 Annual Agency Profile

## General Information

### Service Consumption

16,144 Annual Unlinked Trips (UPT)

### Service Supplied

54,769 Annual Vehicle Revenue Miles (VRM)  
8,198 Annual Vehicle Revenue Hours (VRH)

### Summary of Operating Expenses (OE)

\$213,670 Total Operating Expenses

### Database Information

NTDID: 8R05-80223

Reporter Type: Rural General Public Transit

## Financial Information

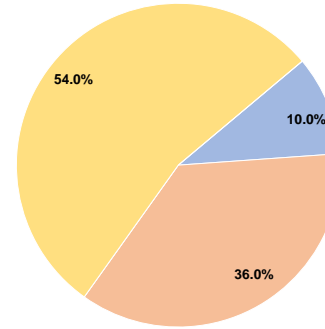
### Sources of Operating Funds Expended

Fare Revenues	\$21,318	10.0%
Local Funds	\$76,919	36.0%
State Funds	\$0	0.0%
Federal Assistance	\$115,433	54.0%
Other Funds	\$0	0.0%
<b>Total Operating Funds Expended</b>	<b>\$213,670</b>	<b>100.0%</b>

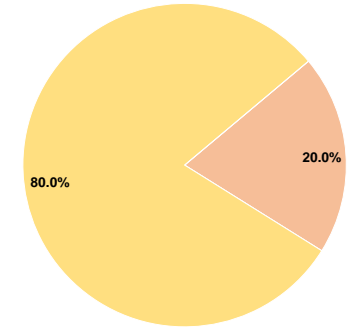
### Sources of Capital Funds Expended

Fare Revenues	\$0	0.0%
Local Funds	\$8,800	20.0%
State Funds	\$0	0.0%
Federal Assistance	\$35,210	80.0%
Other Funds	\$0	0.0%
<b>Total Capital Funds Expended</b>	<b>\$44,010</b>	<b>100.0%</b>

### Operating Funding Sources



### Capital Funding Sources



## Modal Characteristics

### Operation Characteristics

#### Vehicles Operated at Maximum Service

Mode	Directly Operated	Purchased Transportation	Operating Expenses	Fare Revenues	Uses of Capital Funds	Annual Unlinked Trips	Annual Vehicle Revenue Miles	Annual Vehicle Revenue Hours
Demand Response	5	-	\$213,670	\$21,318	\$44,010	16,144	54,769	8,198
<b>Total</b>	<b>5</b>	<b>-</b>	<b>\$213,670</b>	<b>\$21,318</b>	<b>\$44,010</b>	<b>16,144</b>	<b>54,769</b>	<b>8,198</b>

### Performance Measures

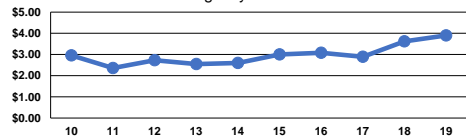
#### Service Efficiency

Mode	Operating Expenses per Vehicle Revenue Mile	Operating Expenses per Vehicle Revenue Hour
Demand Response	\$3.90	\$26.06
<b>Total</b>	<b>\$3.90</b>	<b>\$26.06</b>

#### Service Effectiveness

Mode	Operating Expenses per Unlinked Passenger Trip	Unlinked Trips per Vehicle Revenue Mile	Unlinked Trips per Vehicle Revenue Hour
Demand Response	\$13.24	0.3	2.0
<b>Total</b>	<b>\$13.24</b>	<b>0.3</b>	<b>2.0</b>

Operating Expense per Vehicle Revenue Mile: Agency Total



Unlinked Passenger Trips per Vehicle Revenue Mile: Agency Total

