

Preston County Sr. Cit, Inc. dba Buckwheat Express

2019 Annual Agency Profile

General Information

Service Consumption

30,129 Annual Unlinked Trips (UPT)

Service Supplied

236,298 Annual Vehicle Revenue Miles (VRM)
18,717 Annual Vehicle Revenue Hours (VRH)

Summary of Operating Expenses (OE)

\$655,811 Total Operating Expenses

Database Information

NTDID: 3R05-30190

Reporter Type: Rural General Public Transit

Financial Information

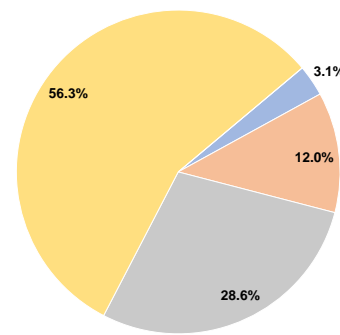
Sources of Operating Funds Expended

Fare Revenues	\$20,468	3.1%
Local Funds	\$78,952	12.0%
State Funds	\$187,394	28.6%
Federal Assistance	\$368,997	56.3%
Other Funds	\$0	0.0%
Total Operating Funds Expended	\$655,811	100.0%

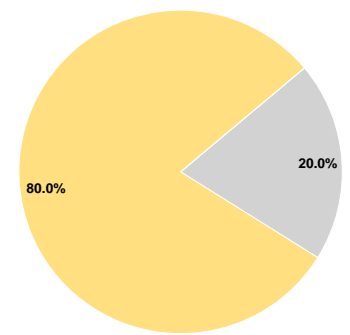
Sources of Capital Funds Expended

Fare Revenues	\$0	0.0%
Local Funds	\$0	0.0%
State Funds	\$57,138	20.0%
Federal Assistance	\$228,550	80.0%
Other Funds	\$0	0.0%
Total Capital Funds Expended	\$285,688	100.0%

Operating Funding Sources



Capital Funding Sources



Modal Characteristics

Operation Characteristics

Vehicles Operated at Maximum Service

Mode	Directly Operated	Purchased Transportation	Operating Expenses	Fare Revenues	Uses of Capital Funds	Annual Unlinked Trips	Annual Vehicle Revenue Miles	Annual Vehicle Revenue Hours
Demand Response	17	-	\$321,453	\$3,972	\$20,928	17,514	137,053	9,595
Bus	6	-	\$334,358	\$16,496	\$264,760	12,615	99,245	9,122
Total	23	-	\$655,811	\$20,468	\$285,688	30,129	236,298	18,717

Performance Measures

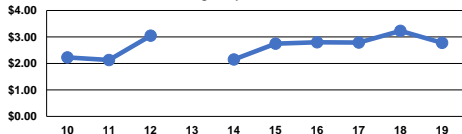
Service Efficiency

Mode	Operating Expenses per Vehicle Revenue Mile	Operating Expenses per Vehicle Revenue Hour
Demand Response	\$2.35	\$33.50
Bus	\$3.37	\$36.65
Total	\$2.78	\$35.04

Service Effectiveness

Mode	Operating Expenses per Unlinked Passenger Trip	Unlinked Trips per Vehicle Revenue Mile	Unlinked Trips per Vehicle Revenue Hour
Demand Response	\$18.35	0.1	1.8
Bus	\$26.50	0.1	1.4
Total	\$21.77	0.1	1.6

Operating Expense per Vehicle Revenue Mile: Agency Total



Unlinked Passenger Trips per Vehicle Revenue Mile: Agency Total

