

General Information

Urbanized Area (UZA) Statistics - 2010 Census

Charlottesville, VA
 35 **Square Miles**
 92,359 **Population**
 317 **Pop. Rank out of 498 UZAs**

Other UZAs Served

0 Virginia Non-UZA

Service Area Statistics

38 **Square Miles**
 85,755 **Population**

Service Consumption

1,871,952 **Annual Unlinked Trips (UPT)**

Service Supplied

976,417 **Annual Vehicle Revenue Miles (VRM)**
 108,033 **Annual Vehicle Revenue Hours (VRH)**

Database Information

NTDID: 30036

Reporter Type: Reduced Reporter

Financial Information

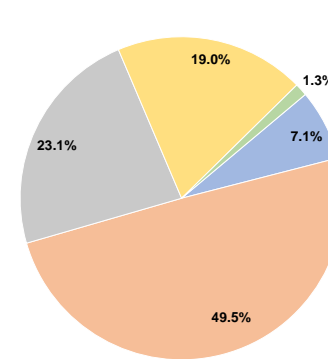
Sources of Operating Funds Expended

Fare Revenues	\$598,735	7.1%
Local Funds	\$4,177,575	49.5%
State Funds	\$1,947,527	23.1%
Federal Assistance	\$1,605,573	19.0%
Other Funds	\$105,668	1.3%
Total Operating Funds Expended	\$8,435,078	100.0%

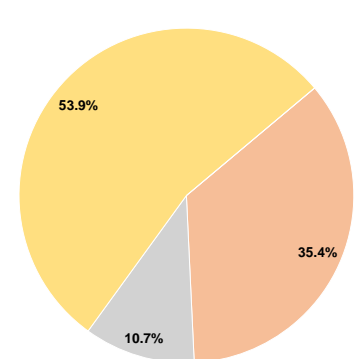
Sources of Capital Funds Expended

Fare Revenues	\$0	0.0%
Local Funds	\$348,518	35.4%
State Funds	\$105,837	10.7%
Federal Assistance	\$531,099	53.9%
Other Funds	\$0	0.0%
Total Capital Funds Expended	\$985,454	100.0%

Operating Funding Sources



Capital Funding Sources



Modal Characteristics

Operation Characteristics

Vehicles Operated at Maximum Service

Mode	Directly Operated	Purchased Transportation	Operating Expenses	Fare Revenues	Uses of Capital Funds	Annual Unlinked Trips	Annual Vehicle Revenue Miles	Annual Vehicle Revenue Hours	Average Fleet Age in Years ^a
Bus	24	-	\$8,435,078	\$598,735	\$985,454	1,871,952	976,417	108,033	7.2
Total	24	-	\$8,435,078	\$598,735	\$985,454	1,871,952	976,417	108,033	

Performance Measures

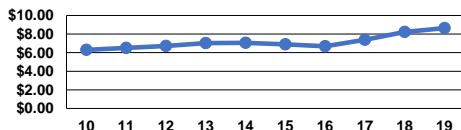
Service Efficiency

Mode	Operating Expenses per Vehicle Revenue Mile	Operating Expenses per Vehicle Revenue Hour
Bus	\$8.64	\$78.08
Total	\$8.64	\$78.08

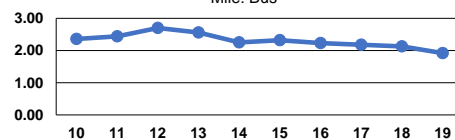
Service Effectiveness

Mode	Operating Expenses per Unlinked Passenger Trip	Unlinked Trips per Vehicle Revenue Mile	Unlinked Trips per Vehicle Revenue Hour
Bus	\$4.51	1.9	17.3
Total	\$4.51	1.9	17.3

Operating Expense per Vehicle Revenue Mile: Bus



Unlinked Passenger Trips per Vehicle Revenue Mile: Bus



Notes:

^aDemand Response - Taxi (DT) and non-dedicated fleets do not report fleet age data.