

# Humboldt County dba Senior Citizens of Humboldt County, Inc

2018 Annual Agency Profile

## General Information

### Service Consumption

11,262 Annual Unlinked Trips (UPT)

### Service Supplied

13,588 Annual Vehicle Revenue Miles (VRM)  
 1,752 Annual Vehicle Revenue Hours (VRH)

### Summary of Operating Expenses (OE)

\$292,505 Total Operating Expenses

### Database Information

NTDID: 9R04-91023

Reporter Type: Rural General Public Transit

## Financial Information

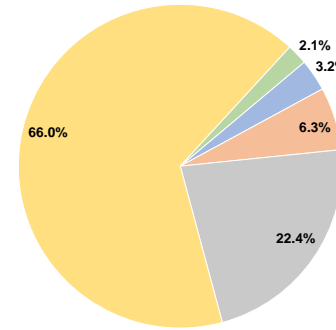
### Sources of Operating Funds Expended

Fare Revenues	\$9,345	3.2%
Local Funds	\$18,396	6.3%
State Funds	\$65,632	22.4%
Federal Assistance	\$193,127	66.0%
Other Funds	\$6,005	2.1%
<b>Total Operating Funds Expended</b>	<b>\$292,505</b>	<b>100.0%</b>

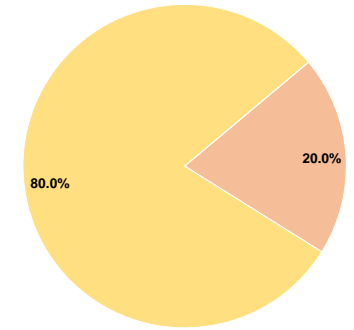
### Sources of Capital Funds Expended

Fare Revenues	\$0	0.0%
Local Funds	\$1,640	20.0%
State Funds	\$0	0.0%
Federal Assistance	\$6,560	80.0%
Other Funds	\$0	0.0%
<b>Total Capital Funds Expended</b>	<b>\$8,200</b>	<b>100.0%</b>

### Operating Funding Sources



### Capital Funding Sources



## Modal Characteristics

### Operation Characteristics

#### Vehicles Operated at Maximum Service

Mode	Directly Operated	Purchased Transportation	Operating Expenses	Fare Revenues	Uses of Capital Funds	Annual Unlinked Trips	Annual Vehicle Revenue Miles	Annual Vehicle Revenue Hours
Demand Response	2	-	\$292,505	\$9,345	\$8,200	11,262	13,588	1,752
<b>Total</b>	<b>2</b>	<b>-</b>	<b>\$292,505</b>	<b>\$9,345</b>	<b>\$8,200</b>	<b>11,262</b>	<b>13,588</b>	<b>1,752</b>

### Performance Measures

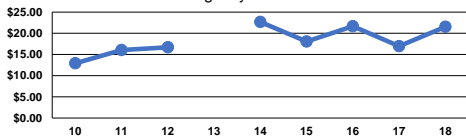
#### Service Efficiency

Mode	Operating Expenses per Vehicle Revenue Mile	Operating Expenses per Vehicle Revenue Hour
Demand Response	\$21.53	\$166.95
<b>Total</b>	<b>\$21.53</b>	<b>\$166.95</b>

#### Service Effectiveness

Mode	Operating Expenses per Unlinked Passenger Trip	Unlinked Trips per Vehicle Revenue Mile	Unlinked Trips per Vehicle Revenue Hour
Demand Response	\$25.97	0.8	6.4
<b>Total</b>	<b>\$25.97</b>	<b>0.8</b>	<b>6.4</b>

Operating Expense per Vehicle Revenue Mile: Agency Total



Unlinked Passenger Trips per Vehicle Revenue Mile: Agency Total

