

Powell Senior Citizens Ago-Go, Inc.

2018 Annual Agency Profile

General Information

Service Consumption

9,057 Annual Unlinked Trips (UPT)

Service Supplied

27,390 Annual Vehicle Revenue Miles (VRM)
3,784 Annual Vehicle Revenue Hours (VRH)

Summary of Operating Expenses (OE)

\$141,731 Total Operating Expenses

Database Information

NTDID: 8R05-88219

Reporter Type: Rural General Public Transit

Financial Information

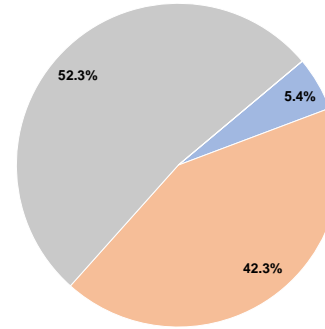
Sources of Operating Funds Expended

Fare Revenues	\$7,630	5.4%
Local Funds	\$60,000	42.3%
State Funds	\$74,101	52.3%
Federal Assistance	\$0	0.0%
Other Funds	\$0	0.0%
Total Operating Funds Expended	\$141,731	100.0%

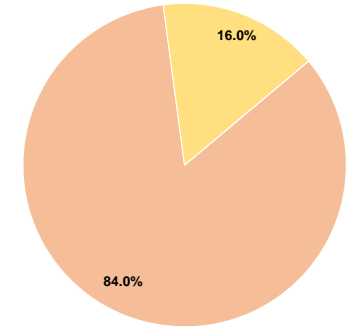
Sources of Capital Funds Expended

Fare Revenues	\$0	0.0%
Local Funds	\$47,173	84.0%
State Funds	\$0	0.0%
Federal Assistance	\$8,985	16.0%
Other Funds	\$0	0.0%
Total Capital Funds Expended	\$56,158	100.0%

Operating Funding Sources



Capital Funding Sources



Modal Characteristics

Operation Characteristics

Vehicles Operated at Maximum Service

Mode	Directly Operated	Purchased Transportation	Operating Expenses	Fare Revenues	Uses of Capital Funds	Annual Unlinked Trips	Annual Vehicle Revenue Miles	Annual Vehicle Revenue Hours
Demand Response	4	-	\$141,731	\$7,630	\$56,158	9,057	27,390	3,784
Total	4	-	\$141,731	\$7,630	\$56,158	9,057	27,390	3,784

Performance Measures

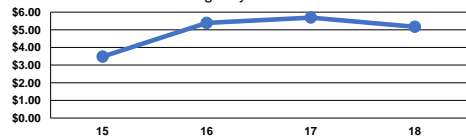
Service Efficiency

Mode	Operating Expenses per Vehicle Revenue Mile	Operating Expenses per Vehicle Revenue Hour
Demand Response	\$5.17	\$37.46
Total	\$5.17	\$37.46

Service Effectiveness

Mode	Operating Expenses per Unlinked Passenger Trip	Unlinked Trips per Vehicle Revenue Mile	Unlinked Trips per Vehicle Revenue Hour
Demand Response	\$15.65	0.3	2.4
Total	\$15.65	0.3	2.4

Operating Expense per Vehicle Revenue Mile: Agency Total



Unlinked Passenger Trips per Vehicle Revenue Mile: Agency Total

