

General Information

Service Consumption

62,399 Annual Unlinked Trips (UPT)

Service Supplied

211,397 Annual Vehicle Revenue Miles (VRM)
18,946 Annual Vehicle Revenue Hours (VRH)

Summary of Operating Expenses (OE)

\$484,401 Total Operating Expenses

Database Information

NTDID: 5R06-50318

Reporter Type: Rural General Public Transit

Financial Information

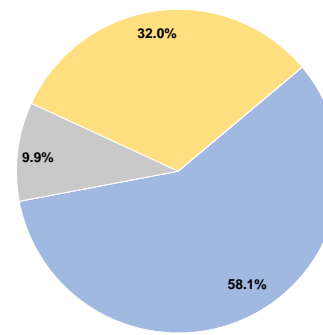
Sources of Operating Funds Expended

Fare Revenues	\$281,570	58.1%
Local Funds	\$0	0.0%
State Funds	\$47,823	9.9%
Federal Assistance	\$155,008	32.0%
Other Funds	\$0	0.0%
Total Operating Funds Expended	\$484,401	100.0%

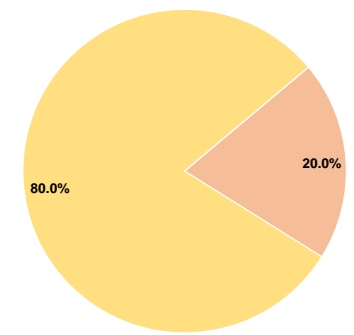
Sources of Capital Funds Expended

Fare Revenues	\$0	0.0%
Local Funds	\$6,268	20.0%
State Funds	\$0	0.0%
Federal Assistance	\$25,070	80.0%
Other Funds	\$0	0.0%
Total Capital Funds Expended	\$31,338	100.0%

Operating Funding Sources



Capital Funding Sources



Modal Characteristics

Operation Characteristics

Vehicles Operated at Maximum Service

Mode	Directly Operated	Purchased Transportation	Operating Expenses	Fare Revenues	Uses of Capital Funds	Annual Unlinked Trips	Annual Vehicle Revenue Miles	Annual Vehicle Revenue Hours
Demand Response	-	5	\$484,401	\$281,570	\$31,338	62,399	211,397	18,946
Total	-	5	\$484,401	\$281,570	\$31,338	62,399	211,397	18,946

Performance Measures

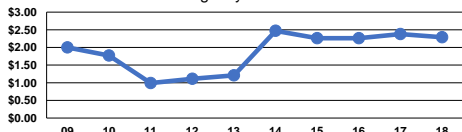
Service Efficiency

Mode	Operating Expenses per Vehicle Revenue Mile	Operating Expenses per Vehicle Revenue Hour
Demand Response	\$2.29	\$25.57
Total	\$2.29	\$25.57

Service Effectiveness

Mode	Operating Expenses per Unlinked Passenger Trip	Unlinked Trips per Vehicle Revenue Mile	Unlinked Trips per Vehicle Revenue Hour
Demand Response	\$7.76	0.3	3.3
Total	\$7.76	0.3	3.3

Operating Expense per Vehicle Revenue Mile: Agency Total



Unlinked Passenger Trips per Vehicle Revenue Mile: Agency Total

