

Preston County Sr. Cit, Inc. dba Buckwheat Express

2018 Annual Agency Profile

General Information

Service Consumption

32,694 Annual Unlinked Trips (UPT)

Service Supplied

202,153 Annual Vehicle Revenue Miles (VRM)
16,780 Annual Vehicle Revenue Hours (VRH)

Summary of Operating Expenses (OE)

\$653,219 Total Operating Expenses

Database Information

NTDID: 3R05-30190

Reporter Type: Rural General Public Transit

Financial Information

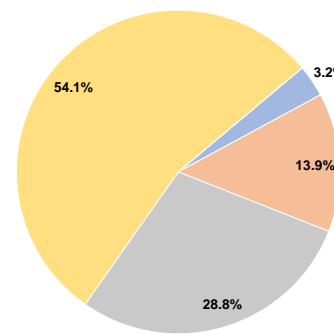
Sources of Operating Funds Expended

Fare Revenues	\$20,940	3.2%
Local Funds	\$90,717	13.9%
State Funds	\$187,961	28.8%
Federal Assistance	\$353,601	54.1%
Other Funds	\$0	0.0%
Total Operating Funds Expended	\$653,219	100.0%

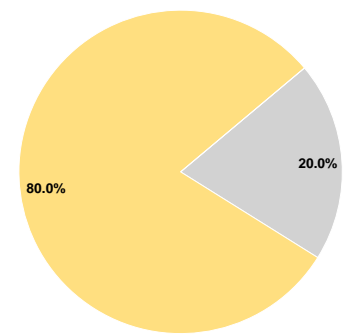
Sources of Capital Funds Expended

Fare Revenues	\$0	0.0%
Local Funds	\$0	0.0%
State Funds	\$58,311	20.0%
Federal Assistance	\$233,245	80.0%
Other Funds	\$0	0.0%
Total Capital Funds Expended	\$291,556	100.0%

Operating Funding Sources



Capital Funding Sources



Modal Characteristics

Operation Characteristics

Vehicles Operated at Maximum Service

Mode	Directly Operated	Purchased Transportation	Operating Expenses	Fare Revenues	Uses of Capital Funds	Annual Unlinked Trips	Annual Vehicle Revenue Miles	Annual Vehicle Revenue Hours
Demand Response	11	-	\$307,013	\$3,442	\$213,875	12,478	84,904	6,712
Bus	8	-	\$346,206	\$17,498	\$77,681	20,216	117,249	10,068
Total	19	-	\$653,219	\$20,940	\$291,556	32,694	202,153	16,780

Performance Measures

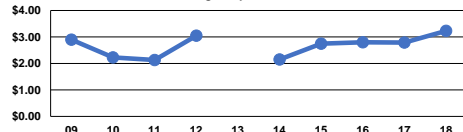
Service Efficiency

Mode	Operating Expenses per Vehicle Revenue Mile	Operating Expenses per Vehicle Revenue Hour
Demand Response	\$3.62	\$45.74
Bus	\$2.95	\$34.39
Total	\$3.23	\$38.93

Service Effectiveness

Mode	Operating Expenses per Unlinked Passenger Trip	Unlinked Trips per Vehicle Revenue Mile	Unlinked Trips per Vehicle Revenue Hour
Demand Response	\$24.60	0.1	1.9
Bus	\$17.13	0.2	2.0
Total	\$19.98	0.2	1.9

Operating Expense per Vehicle Revenue Mile: Agency Total



Unlinked Passenger Trips per Vehicle Revenue Mile: Agency Total

