

# Lac du Flambeau Band of Lake Superior Chippewa Indians

2017 Annual Agency Profile

P.O. Box 67  
Lac Du Flambeau, WI 54538

## General Information

### Federally Recognized Tribal Statistical Areas

Lac du Flambeau Reservation, WI

### Service Consumption

29,026 Annual Unlinked Trips (UPT)

### Service Supplied

173,617 Annual Vehicle Revenue Miles (VRM)

9,271 Annual Vehicle Revenue Hours (VRH)

### Database Information

NTDID: 55300

Reporter Type: Tribal Reporter

## Financial Information

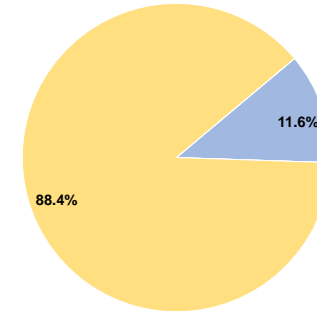
### Sources of Operating Funds Expended

Fare Revenues	\$21,868	11.6%
Local Funds	\$0	0.0%
State Funds	\$0	0.0%
Federal Assistance	\$166,057	88.4%
Other Funds	\$0	0.0%
<b>Total Operating Funds Expended</b>	<b>\$187,925</b>	<b>100.0%</b>

### Sources of Capital Funds Expended

Fare Revenues	\$0
Local Funds	\$0
State Funds	\$0
Federal Assistance	\$0
Other Funds	\$0
<b>Total Capital Funds Expended</b>	<b>\$0</b>

### Operating Funding Sources



## Modal Characteristics

### Operation Characteristics

#### Vehicles Operated at Maximum Service

Mode	Directly Operated	Purchased Transportation	Operating Expenses	Fare Revenues	Uses of Capital Funds	Annual Unlinked Trips	Annual Vehicle Revenue Miles	Annual Vehicle Revenue Hours	Average Fleet Age in Years <sup>a</sup>
Demand Response	-	2 <sup>1</sup>	\$124,030 <sup>1</sup>	\$14,432	\$0 <sup>1</sup>	19,328	89,528	5,474	6.3
Bus	-	1 <sup>1</sup>	\$63,895 <sup>1</sup>	\$7,436	\$0 <sup>1</sup>	9,698	84,089	3,797	6.3
<b>Total</b>	<b>-</b>	<b>3</b>	<b>\$187,925</b>	<b>\$21,868</b>	<b>\$0</b>	<b>29,026</b>	<b>173,617</b>	<b>9,271</b>	

### Performance Measures

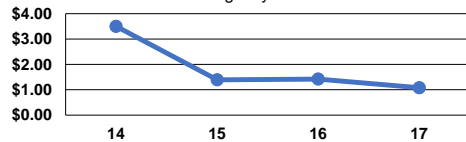
#### Service Efficiency

Mode	Operating Expenses per Vehicle Revenue Mile	Operating Expenses per Vehicle Revenue Hour
Demand Response	\$1.39	\$22.66
Bus	\$0.76	\$16.83
<b>Total</b>	<b>\$1.08</b>	<b>\$20.27</b>

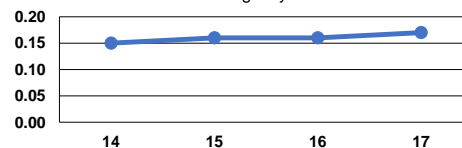
#### Service Effectiveness

Mode	Operating Expenses per Unlinked Passenger Trip	Unlinked Trips per Vehicle Revenue Mile	Unlinked Trips per Vehicle Revenue Hour
Demand Response	\$6.42	0.2	3.5
Bus	\$6.59	0.1	2.6
<b>Total</b>	<b>\$6.47</b>	<b>0.2</b>	<b>3.1</b>

Operating Expense per Vehicle Revenue Mile: Agency Total



Unlinked Passenger Trips per Vehicle Revenue Mile: Agency Total



### Notes:

<sup>a</sup>Demand Response - Taxi (DT) and non-dedicated fleets do not report fleet age data.

<sup>1</sup>Includes data for a contract with another reporter.

\*This agency has a purchased transportation relationship in which they buy service from Menominee Indian Tribe of Wisconsin (NTDID: 55228), and in which the data are captured in this report for mode DR/PT.

\*This agency has a purchased transportation relationship in which they buy service from Menominee Indian Tribe of Wisconsin (NTDID: 55228), and in which the data are captured in this report for mode MB/PT.