

Preston County Sr. Cit, Inc. DBA Buckwheat Express

2017 Annual Agency Profile

General Information

Service Consumption

33,300 Annual Unlinked Trips (UPT)

Service Supplied

242,341 Annual Vehicle Revenue Miles (VRM)
18,755 Annual Vehicle Revenue Hours (VRH)

Summary of Operating Expenses (OE)

\$677,126 Total Operating Expenses

Database Information

NTDID: 3R05-30190

Reporter Type: Rural General Public Transit

Financial Information

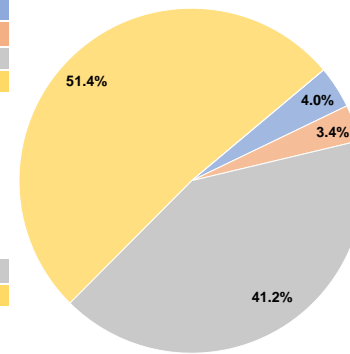
Sources of Operating Funds Expended

Fare Revenues	\$26,861	4.0%
Local Funds	\$23,178	3.4%
State Funds	\$278,806	41.2%
Federal Assistance	\$348,281	51.4%
Other Funds	\$0	0.0%
Total Operating Funds Expended	\$677,126	100.0%

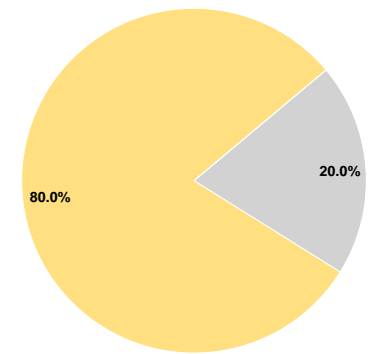
Sources of Capital Funds Expended

Fare Revenues	\$0	0.0%
Local Funds	\$0	0.0%
State Funds	\$29,813	20.0%
Federal Assistance	\$119,252	80.0%
Other Funds	\$0	0.0%
Total Capital Funds Expended	\$149,065	100.0%

Operating Funding Sources



Capital Funding Sources



Modal Characteristics

Operation Characteristics

Vehicles Operated at Maximum Service

Mode	Directly Operated	Purchased Transportation	Operating Expenses	Fare Revenues	Uses of Capital Funds	Annual Unlinked Trips	Annual Vehicle Revenue Miles	Annual Vehicle Revenue Hours
Demand Response	12	-	\$298,303	\$5,760	\$149,065	17,937	140,884	10,878
Bus	8	-	\$378,823	\$21,101	\$0	15,363	101,457	7,877
Total	20	-	\$677,126	\$26,861	\$149,065	33,300	242,341	18,755

Performance Measures

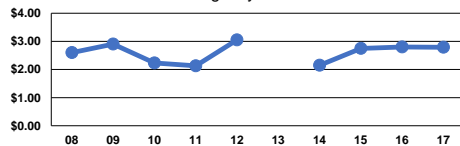
Service Efficiency

Mode	Operating Expenses per Vehicle Revenue Mile	Operating Expenses per Vehicle Revenue Hour
Demand Response	\$2.12	\$27.42
Bus	\$3.73	\$48.09
Total	\$2.79	\$36.10

Service Effectiveness

Mode	Operating Expenses per Unlinked Passenger Trip	Unlinked Trips per Vehicle Revenue Mile	Unlinked Trips per Vehicle Revenue Hour
Demand Response	\$16.63	0.1	1.6
Bus	\$24.66	0.2	2.0
Total	\$20.33	0.1	1.8

Operating Expense per Vehicle Revenue Mile: Agency Total



Unlinked Passenger Trips per Vehicle Revenue Mile: Agency Total

