

General Information

Urbanized Area (UZA) Statistics - 2010 Census

Casper, WY
30 Square Miles
64,548 Population
424 Pop. Rank out of 498 UZAs

Other UZAs Served

0 Wyoming Non-UZA

Service Area Statistics

93 Square Miles
57,561 Population

Service Consumption

213,202 Annual Unlinked Trips (UPT)

Service Supplied

516,919 Annual Vehicle Revenue Miles (VRM)
43,549 Annual Vehicle Revenue Hours (VRH)

Database Information

NTDID: 80013

Reporter Type: Reduced Reporter

Financial Information

Sources of Operating Funds Expended

Fare Revenues	\$125,482	5.6%
Local Funds	\$904,518	40.4%
State Funds	\$70,792	3.2%
Federal Assistance	\$1,139,353	50.9%
Other Funds	\$0	0.0%

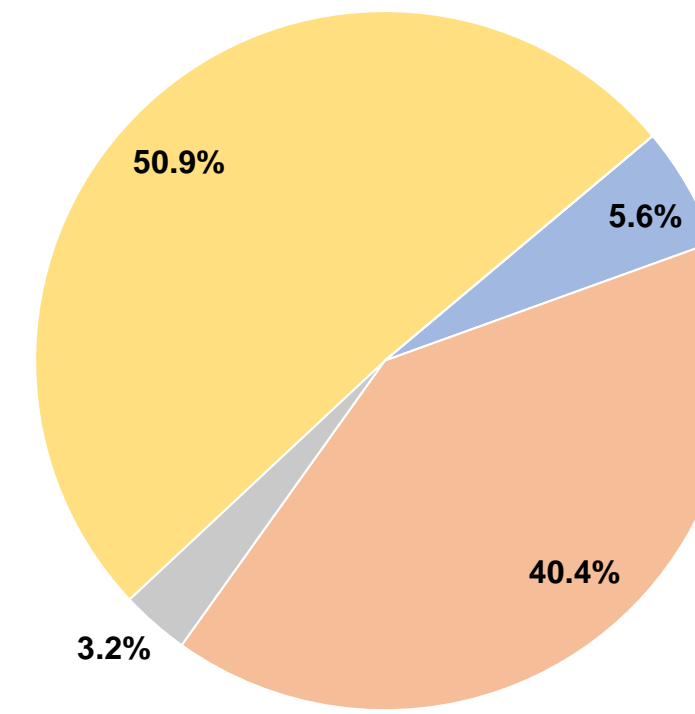
Total Operating Funds Expended \$2,240,145 100.0%

Sources of Capital Funds Expended

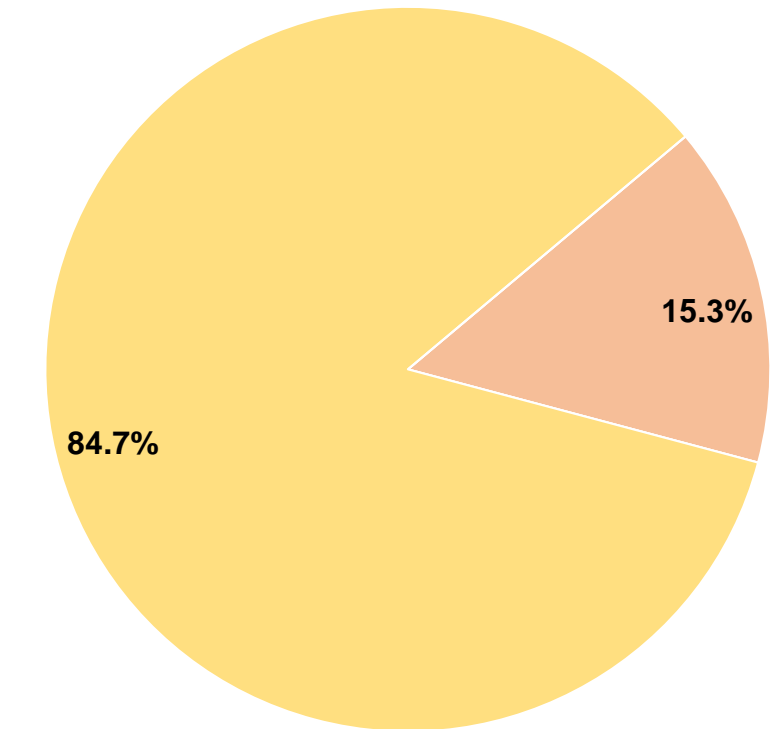
Fare Revenues	\$0	0.0%
Local Funds	\$8,572	15.3%
State Funds	\$0	0.0%
Federal Assistance	\$47,625	84.7%
Other Funds	\$0	0.0%

Total Capital Funds Expended \$56,197 100.0%

Operating Funding Sources



Capital Funding Sources



Modal Characteristics

Operation Characteristics

Vehicles Operated at Maximum Service

Mode	Directly Operated	Purchased Transportation	Operating Expenses	Fare Revenues	Uses of Capital Funds	Annual Unlinked Trips	Annual Vehicle Revenue Miles	Annual Vehicle Revenue Hours	Average Fleet Age in Years ^a
Demand Response	-	7	\$1,100,834	\$56,455	\$56,197	47,927	223,577	19,448	4.9
Bus	-	7	\$1,139,311	\$69,027	\$0	165,275	293,342	24,101	5.5
Total	-	14	\$2,240,145	\$125,482	\$56,197	213,202	516,919	43,549	

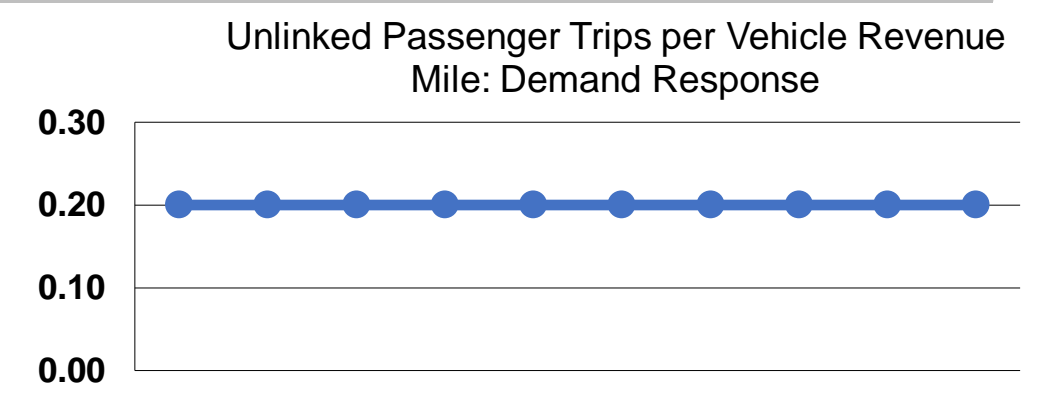
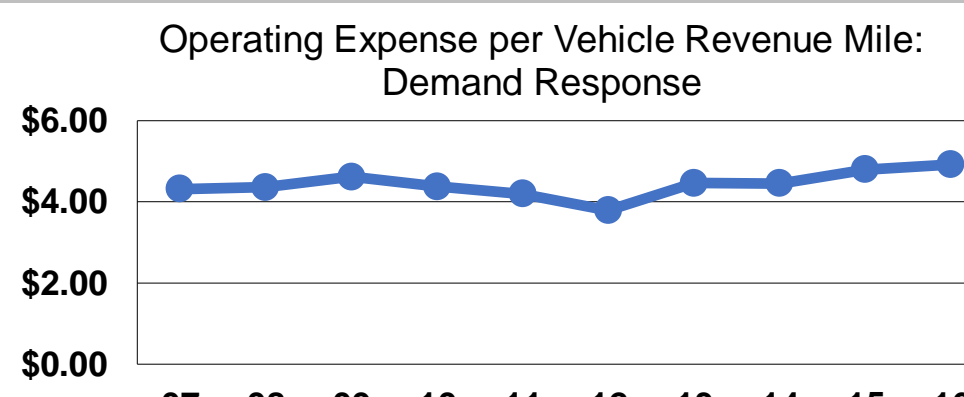
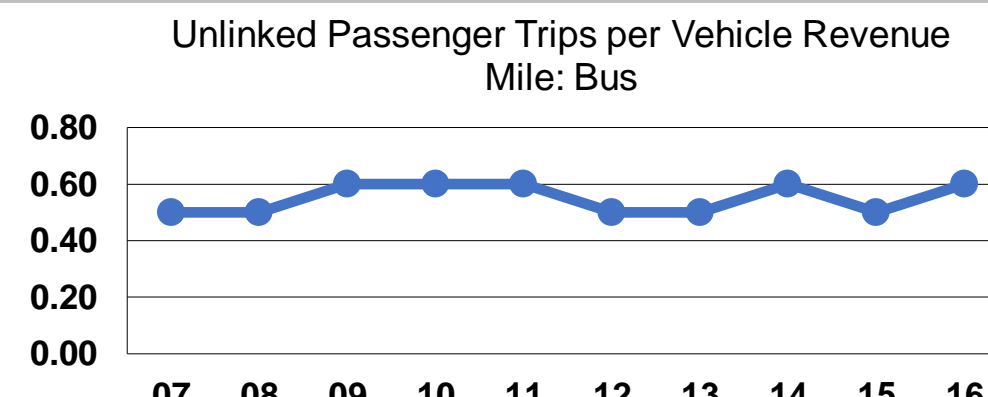
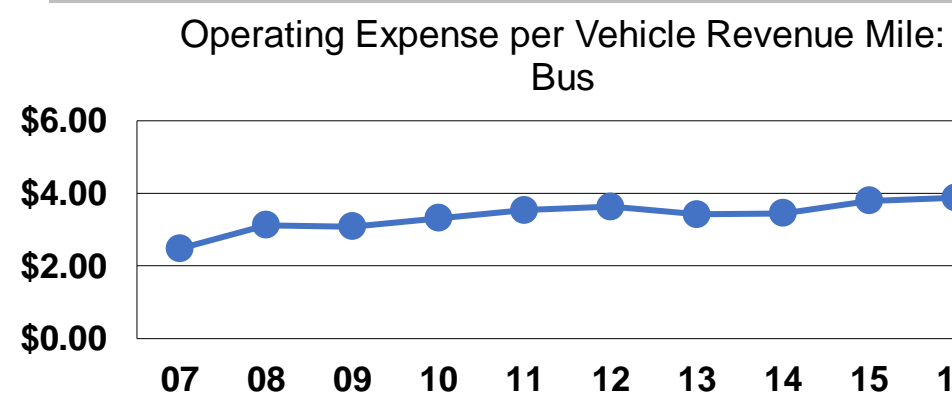
Performance Measures

Service Efficiency

Mode	Operating Expenses per Vehicle Revenue Mile	Operating Expenses per Vehicle Revenue Hour
Demand Response	\$4.92	\$56.60
Bus	\$3.88	\$47.27
Total	\$4.33	\$51.44

Service Effectiveness

Mode	Operating Expenses per Unlinked Passenger Trip	Unlinked Trips per Vehicle Revenue Mile	Unlinked Trips per Vehicle Revenue Hour
Demand Response	\$22.97	0.2	2.5
Bus	\$6.89	0.6	6.9
Total	\$10.51	0.4	4.9



Notes:

^aDemand Response - Taxi (DT) and non-dedicated fleets do not report fleet age data.