

General Information

Financial Information

Service Consumption

103,157 Annual Unlinked Trips (UPT)

Service Supplied

312,718 Annual Vehicle Revenue Miles (VRM)

29,152 Annual Vehicle Revenue Hours (VRH)

Summary of Operating Expenses (OE)

\$752,785 Total Operating Expenses

Database Information

NTDID: 5R06-50319

Reporter Type: Rural General Public Transit

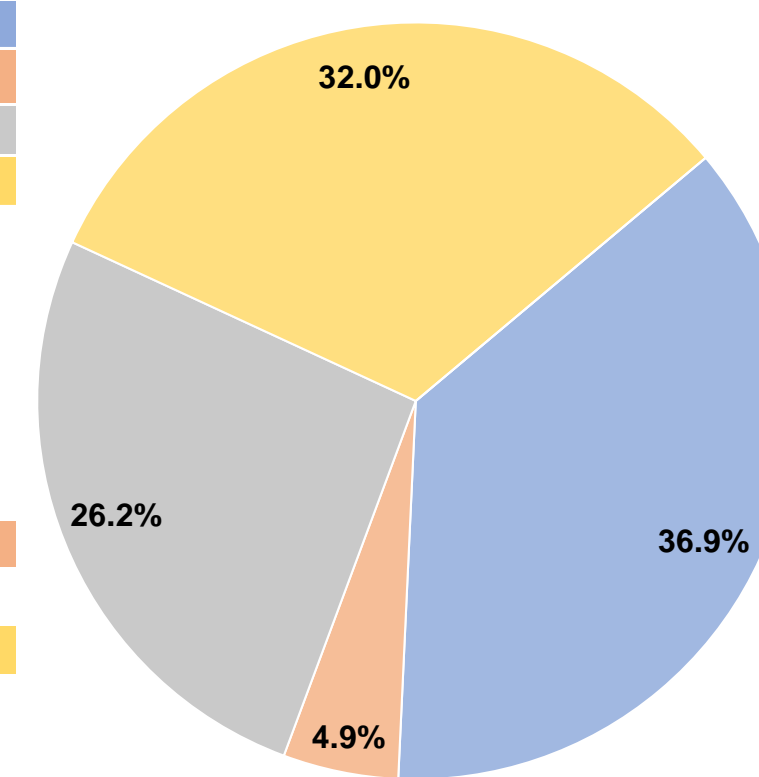
Sources of Operating Funds Expended

Fare Revenues	\$277,409	36.9%
Local Funds	\$37,104	4.9%
State Funds	\$197,380	26.2%
Federal Assistance	\$240,892	32.0%
Other Funds	\$0	0.0%
Total Operating Funds Expended	\$752,785	100.0%

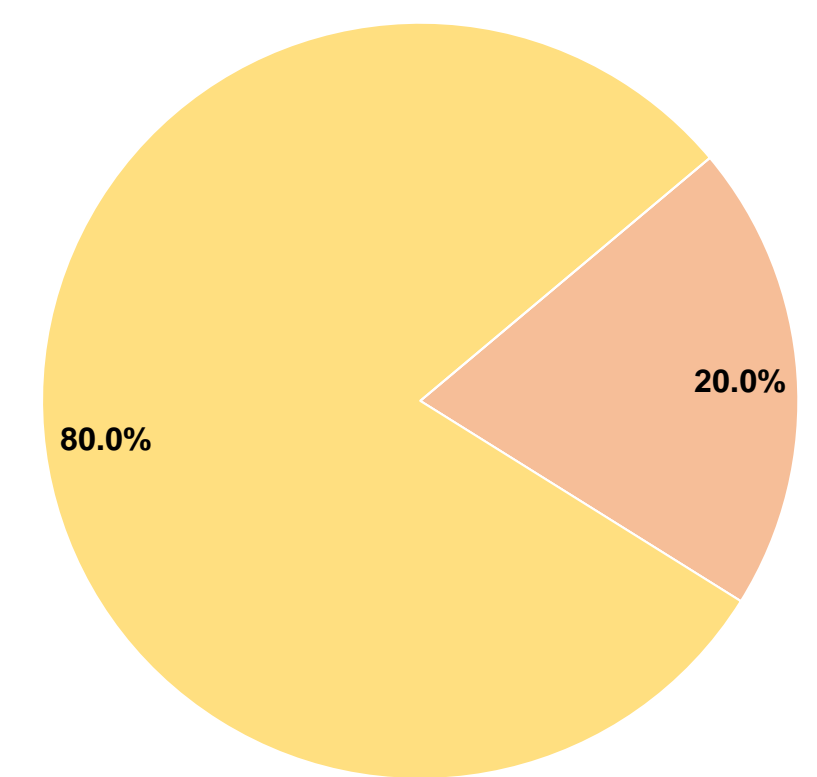
Sources of Capital Funds Expended

Fare Revenues	\$0	0.0%
Local Funds	\$8,796	20.0%
State Funds	\$0	0.0%
Federal Assistance	\$35,182	80.0%
Other Funds	\$0	0.0%
Total Capital Funds Expended	\$43,978	100.0%

Operating Funding Sources



Capital Funding Sources



Modal Characteristics

Operation Characteristics

Vehicles Operated at Maximum Service

Mode	Directly Operated	Purchased Transportation	Operating Expenses	Fare Revenues	Uses of Capital Funds	Annual Unlinked Trips	Annual Vehicle Revenue Miles	Annual Vehicle Revenue Hours
Demand Response - Taxi	-	8	\$752,785	\$277,409	\$43,978	103,157	312,718	29,152
Total	-	8	\$752,785	\$277,409	\$43,978	103,157	312,718	29,152

Performance Measures

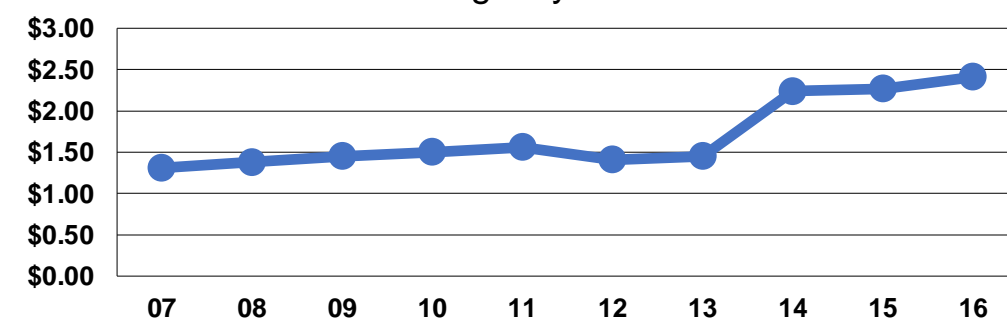
Service Efficiency

Mode	Operating Expenses per Vehicle Revenue Mile	Operating Expenses per Vehicle Revenue Hour
Demand Response - Taxi	\$2.41	\$25.82
Total	\$2.41	\$25.82

Service Effectiveness

Mode	Operating Expenses per Unlinked Passenger Trip	Unlinked Trips per Vehicle Revenue Mile	Unlinked Trips per Vehicle Revenue Hour
Demand Response - Taxi	\$7.30	0.3	3.5
Total	\$7.30	0.3	3.5

Operating Expense per Vehicle Revenue Mile: Agency Total



Unlinked Passenger Trips per Vehicle Revenue Mile: Agency Total

