

Lac du Flambeau Band of Lake Superior Chippewa Indians

2016 Annual Agency Profile

P.O. Box 67
Lac Du Flambeau, WI 54538

Director, Planning & Dev: Mr. Emerson Coy

General Information

Federally Recognized Tribal Statistical Areas

Lac du Flambeau Reservation, WI

Service Consumption

29,699 Annual Unlinked Trips (UPT)

Service Supplied

180,757 Annual Vehicle Revenue Miles (VRM)

10,080 Annual Vehicle Revenue Hours (VRH)

Database Information

NTDID: 55300

Reporter Type: Tribal Reporter

Financial Information

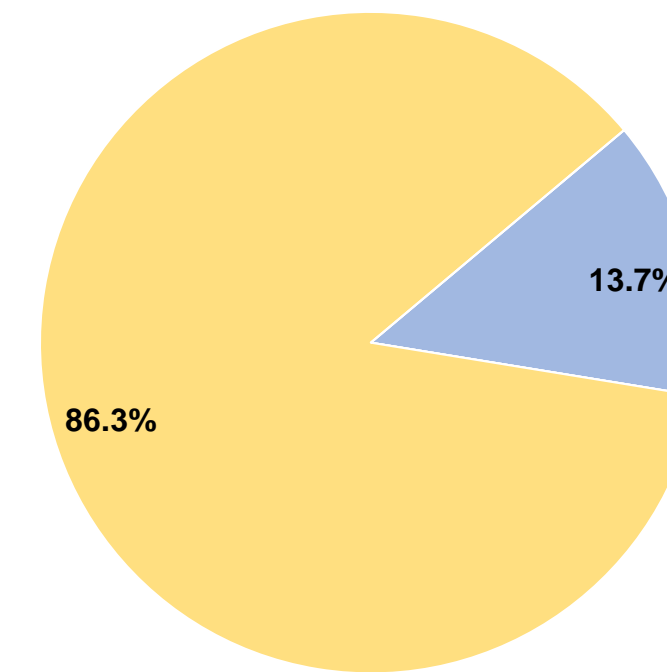
Sources of Operating Funds Expended

Fare Revenues	\$35,194	13.7%
Local Funds	\$0	0.0%
State Funds	\$0	0.0%
Federal Assistance	\$222,076	86.3%
Other Funds	\$0	0.0%
Total Operating Funds Expended	\$257,270	100.0%

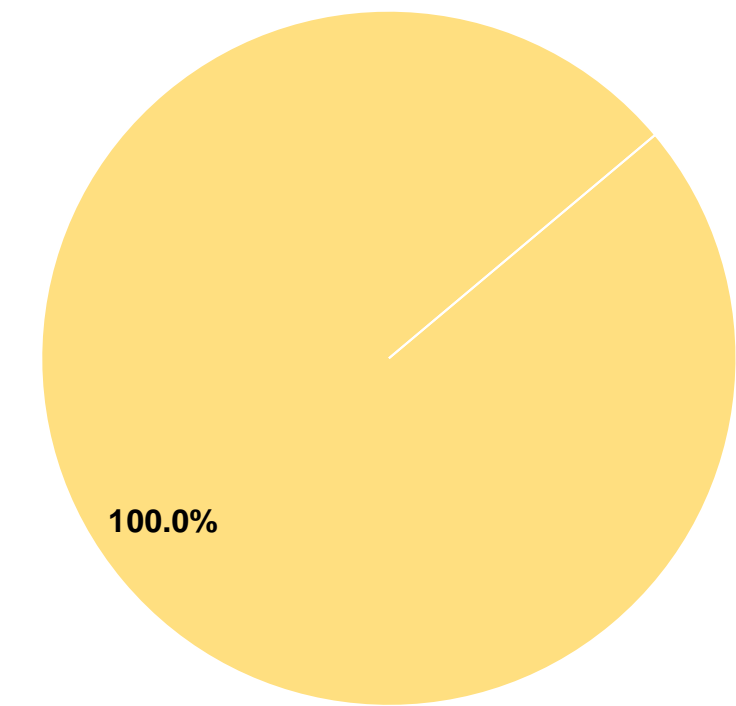
Sources of Capital Funds Expended

Fare Revenues	\$0	0.0%
Local Funds	\$0	0.0%
State Funds	\$0	0.0%
Federal Assistance	\$7,000	100.0%
Other Funds	\$0	0.0%
Total Capital Funds Expended	\$7,000	100.0%

Operating Funding Sources



Capital Funding Sources



Modal Characteristics

Operation Characteristics

Vehicles Operated at Maximum Service

Mode	Directly Operated	Purchased Transportation	Operating Expenses	Fare Revenues	Uses of Capital Funds	Annual Unlinked Trips	Annual Vehicle Revenue Miles	Annual Vehicle Revenue Hours	Average Fleet Age in Years ^a
Demand Response	-	2 ¹	\$150,244 ¹	\$20,943	\$7,000 ¹	18,634	102,634	6,373	6.2
Bus	-	1 ¹	\$107,027 ¹	\$14,251	\$0 ¹	11,065	78,123	3,707	7.0
Total	-	3	\$257,271	\$35,194	\$7,000	29,699	180,757	10,080	

Performance Measures

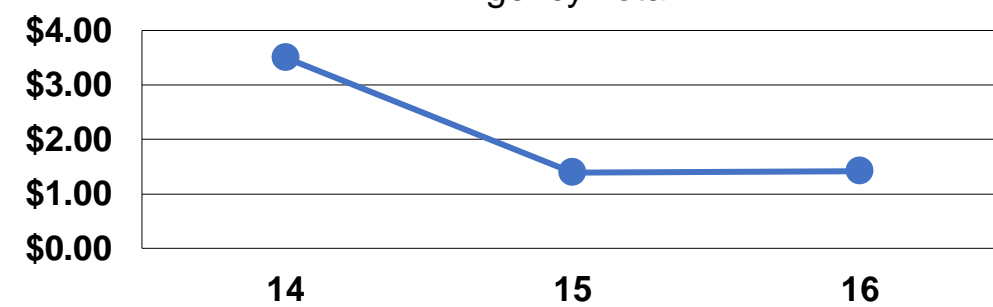
Service Efficiency

Mode	Operating Expenses per Vehicle Revenue Mile	Operating Expenses per Vehicle Revenue Hour
Demand Response	\$1.46	\$23.58
Bus	\$1.37	\$28.87
Total	\$1.42	\$25.52

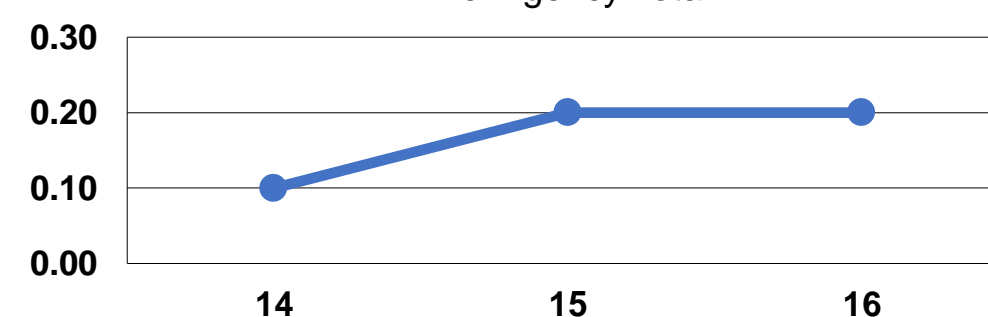
Service Effectiveness

Mode	Operating Expenses per Unlinked Passenger Trip	Unlinked Trips per Vehicle Revenue Mile	Unlinked Trips per Vehicle Revenue Hour
Demand Response	\$8.06	0.2	2.9
Bus	\$9.67	0.1	3.0
Total	\$8.66	0.2	2.9

Operating Expense per Vehicle Revenue Mile: Agency Total



Unlinked Passenger Trips per Vehicle Revenue Mile: Agency Total



Notes:

^aDemand Response - Taxi (DT) and non-dedicated fleets do not report fleet age data.

¹Includes data for a contract with another reporter.

*This agency has a purchased transportation relationship in which they buy service from Menominee Indian Tribe of Wisconsin (NTDID: 55228), and in which the data are captured in this report for mode DR/PT.

*This agency has a purchased transportation relationship in which they buy service from Menominee Indian Tribe of Wisconsin (NTDID: 55228), and in which the data are captured in this report for mode MB/PT.