

Cody Council on Aging, Inc.

2015 Annual Agency Profile

613 16th Street
Cody, WY 82414

Local Government Coordinator: Mr. Taylor Rossetti
(307) 777-4438

General Information

Service Consumption

12,586 Annual Unlinked Trips (UPT)

Service Supplied

57,605 Annual Vehicle Revenue Miles (VRM)
12,360 Annual Vehicle Revenue Hours (VRH)

Summary of Operating Expenses (OE)

\$98,411 Total Operating Expenses

Database Information

NTDID: 8R05-80264

Reporter Type: Rural General Public Transit

Financial Information

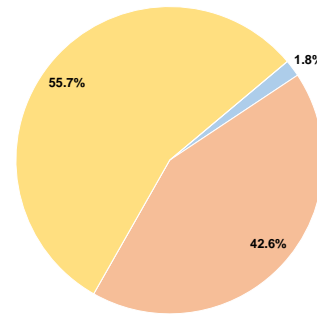
Sources of Operating Funds Expended

Fare Revenues	\$1,749	1.8%
Local Funds	\$41,880	42.6%
State Funds	\$0	0.0%
Federal Assistance	\$54,782	55.7%
Other Funds	\$0	0.0%
Total Operating Funds Expended	\$98,411	100.0%

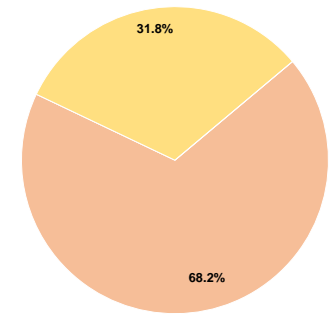
Sources of Capital Funds Expended

Fare Revenues	\$0	0.0%
Local Funds	\$7,809	68.2%
State Funds	\$0	0.0%
Federal Assistance	\$3,645	31.8%
Other Funds	\$0	0.0%
Total Capital Funds Expended	\$11,454	100.0%

Operating Funding Sources



Capital Funding Sources



Modal Characteristics

Operation Characteristics

Vehicles Operated at Maximum Service

Mode	Directly Operated	Purchased Transportation	Operating Expenses	Fare Revenues	Uses of Capital Funds	Annual Unlinked Trips	Annual Vehicle Revenue Miles	Annual Vehicle Revenue Hours
Demand Response	7	-	\$98,411	\$1,749	\$11,454	12,586	57,605	12,360
Total	7	-	\$98,411	\$1,749	\$11,454	12,586	57,605	12,360

Performance Measures

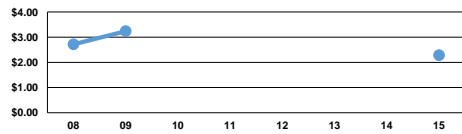
Service Efficiency

Mode	Operating Expenses per Vehicle Revenue Mile	Operating Expenses per Vehicle Revenue Hour
Demand Response	\$1.71	\$7.96
Total	\$1.71	\$7.96

Service Effectiveness

Mode	Operating Expenses per Unlinked Passenger Trip	Unlinked Trips per Vehicle Revenue Mile	Unlinked Trips per Vehicle Revenue Hour
Demand Response	\$7.82	0.2	1.0
Total	\$7.82	0.2	1.0

Operating Expense per Vehicle Revenue Mile: Agency Total



Unlinked Passenger Trips per Vehicle Revenue Mile: Agency Total

