

Converse County Aging Services

2015 Annual Agency Profile

General Information

Service Consumption

23,277 Annual Unlinked Trips (UPT)

Service Supplied

49,560 Annual Vehicle Revenue Miles (VRM)
 4,554 Annual Vehicle Revenue Hours (VRH)

Summary of Operating Expenses (OE)

\$143,565 Total Operating Expenses

Database Information

NTDID: 8R05-80216

Reporter Type: Rural General Public Transit

Financial Information

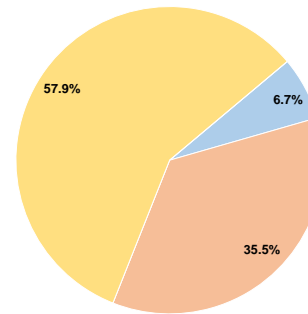
Sources of Operating Funds Expended

Fare Revenues	\$9,555	6.7%
Local Funds	\$50,924	35.5%
State Funds	\$0	0.0%
Federal Assistance	\$83,086	57.9%
Other Funds	\$0	0.0%
Total Operating Funds Expended	\$143,565	100.0%

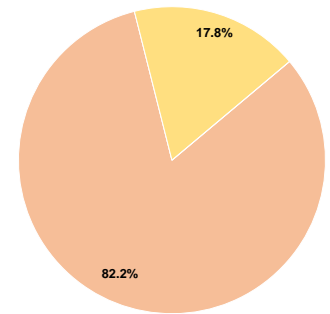
Sources of Capital Funds Expended

Fare Revenues	\$0	0.0%
Local Funds	\$76,131	82.2%
State Funds	\$0	0.0%
Federal Assistance	\$16,511	17.8%
Other Funds	\$0	0.0%
Total Capital Funds Expended	\$92,642	100.0%

Operating Funding Sources



Capital Funding Sources



Modal Characteristics

Operation Characteristics

Vehicles Operated at Maximum Service

Mode	Directly Operated	Purchased Transportation	Operating Expenses	Fare Revenues	Uses of Capital Funds	Annual Unlinked Trips	Annual Vehicle Revenue Miles	Annual Vehicle Revenue Hours
Demand Response	7	-	\$143,565	\$9,555	\$92,642	23,277	49,560	4,554
Total	7	-	\$143,565	\$9,555	\$92,642	23,277	49,560	4,554

Performance Measures

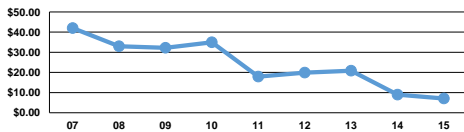
Service Efficiency

Mode	Operating Expenses per Vehicle Revenue Mile	Operating Expenses per Vehicle Revenue Hour
Demand Response	\$2.90	\$31.53
Total	\$2.90	\$31.53

Service Effectiveness

Mode	Operating Expenses per Unlinked Passenger Trip	Unlinked Trips per Vehicle Revenue Mile	Unlinked Trips per Vehicle Revenue Hour
Demand Response	\$6.17	0.5	5.1
Total	\$6.17	0.5	5.1

Operating Expense per Vehicle Revenue Mile: Agency Total



Unlinked Passenger Trips per Vehicle Revenue Mile: Agency Total

