

General Information

Service Consumption

8,983 Annual Unlinked Trips (UPT)

Service Supplied

38,562 Annual Vehicle Revenue Miles (VRM)
 3,024 Annual Vehicle Revenue Hours (VRH)

Summary of Operating Expenses (OE)

\$141,945 Total Operating Expenses

Database Information

NTDID: 5R06-50218
 Reporter Type: Rural General Public Transit

Financial Information

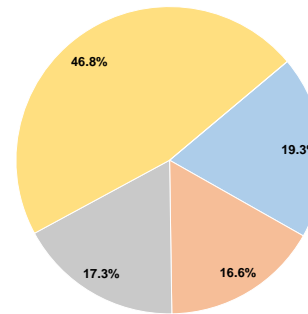
Sources of Operating Funds Expended

Fare Revenues	\$27,402	19.3%
Local Funds	\$23,525	16.6%
State Funds	\$24,620	17.3%
Federal Assistance	\$66,398	46.8%
Other Funds	\$0	0.0%
Total Operating Funds Expended	\$141,945	100.0%

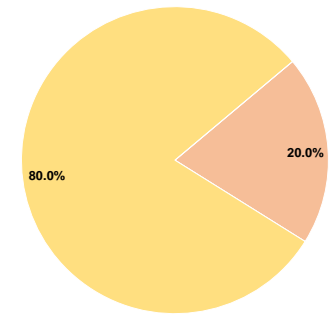
Sources of Capital Funds Expended

Fare Revenues	\$0	0.0%
Local Funds	\$7,364	20.0%
State Funds	\$0	0.0%
Federal Assistance	\$29,456	80.0%
Other Funds	\$0	0.0%
Total Capital Funds Expended	\$36,820	100.0%

Operating Funding Sources



Capital Funding Sources



Modal Characteristics

Operation Characteristics

Vehicles Operated at Maximum Service

Mode	Directly Operated	Purchased Transportation	Operating Expenses	Fare Revenues	Uses of Capital Funds	Annual Unlinked Trips	Annual Vehicle Revenue Miles	Annual Vehicle Revenue Hours
Demand Response - Taxi	-	1	\$141,945	\$27,402	\$36,820	8,983	38,562	3,024
Total	-	1	\$141,945	\$27,402	\$36,820	8,983	38,562	3,024

Performance Measures

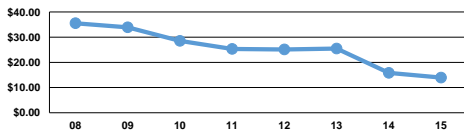
Service Efficiency

Mode	Operating Expenses per Vehicle Revenue Mile	Operating Expenses per Vehicle Revenue Hour
Demand Response - Taxi	\$3.68	\$46.94
Total	\$3.68	\$46.94

Service Effectiveness

Mode	Operating Expenses per Unlinked Passenger Trip	Unlinked Trips per Vehicle Revenue Mile	Unlinked Trips per Vehicle Revenue Hour
Demand Response - Taxi	\$15.80	0.2	3.0
Total	\$15.80	0.2	3.0

Operating Expense per Vehicle Revenue Mile: Agency Total



Unlinked Passenger Trips per Vehicle Revenue Mile: Agency Total

