

General Information

Federally Recognized Tribal Statistical Areas
183 Oneida (WI) Reservation and Off-Reservation Trust Land, WI

Service Consumption
57,029 Annual Unlinked Trips (UPT)

Service Supplied
324,225 Annual Vehicle Revenue Miles (VRM)
22,800 Annual Vehicle Revenue Hours (VRH)

Database Information
NTDID: 55276
Reporter Type: Tribal Reporter

Financial Information

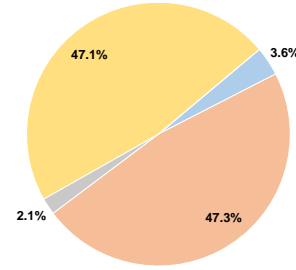
Sources of Operating Funds Expended

Fare Revenues	\$38,903	3.6%
Local Funds	\$516,479	47.3%
State Funds	\$22,500	2.1%
Federal Assistance	\$514,072	47.1%
Other Funds	\$0	0.0%
Total Operating Funds Expended	\$1,091,954	100.0%

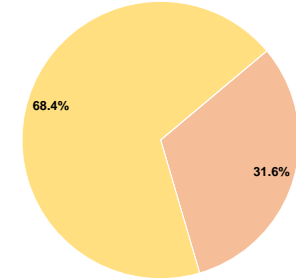
Sources of Capital Funds Expended

Fare Revenues	\$0	0.0%
Local Funds	\$41,917	31.6%
State Funds	\$0	0.0%
Federal Assistance	\$90,857	68.4%
Other Funds	\$0	0.0%
Total Capital Funds Expended	\$132,774	100.0%

Operating Funding Sources



Capital Funding Sources



Modal Characteristics

Operation Characteristics

Vehicles Operated at Maximum Service

Mode	Directly Operated	Purchased Transportation	Operating Expenses	Fare Revenues	Uses of Capital Funds	Annual Unlinked Trips	Annual Vehicle Revenue Miles	Annual Vehicle Revenue Hours	Average Fleet Age in Years ¹
Demand Response	10	-	\$1,091,954	\$38,903	\$132,774	57,029	324,225	22,800	3.6
Total	10	-	\$1,091,954	\$38,903	\$132,774	57,029	324,225	22,800	

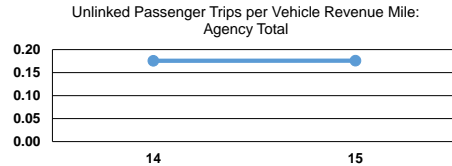
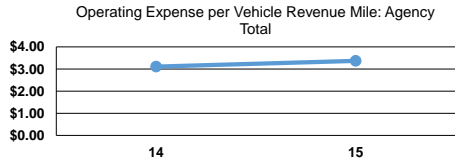
Performance Measures

Service Efficiency

Mode	Operating Expenses per Vehicle Revenue Mile	Operating Expenses per Vehicle Revenue Hour
Demand Response	\$3.37	\$47.89
Total	\$3.37	\$47.89

Service Effectiveness

Mode	Operating Expenses per Unlinked Passenger Trip	Unlinked Trips per Vehicle Revenue Mile	Unlinked Trips per Vehicle Revenue Hour
Demand Response	\$19.15	0.2	2.5
Total	\$19.15	0.2	2.5



Notes:

¹Demand Response - Taxi (DT) and non-dedicated fleets do not report fleet age data.