

# North Big Horn Senior Center, Inc.

2014 Annual Agency Profile

757 Great Western Avenue  
Lovell, WY 82431

Local Government Coordinator: Mr. Taylor Rossetti  
(307) 777-4438

## General Information

### Service Consumption

4,526 Annual Unlinked Trips (UPT)

### Service Supplied

45,518 Annual Vehicle Revenue Miles (VRM)

12,192 Annual Vehicle Revenue Hours (VRH)

### Summary of Operating Expenses (OE)

\$123,171 Total Operating Expenses

### Database Information

NTDID: 8R05-80199

Reporter Type: Rural General Public Transit

## Financial Information

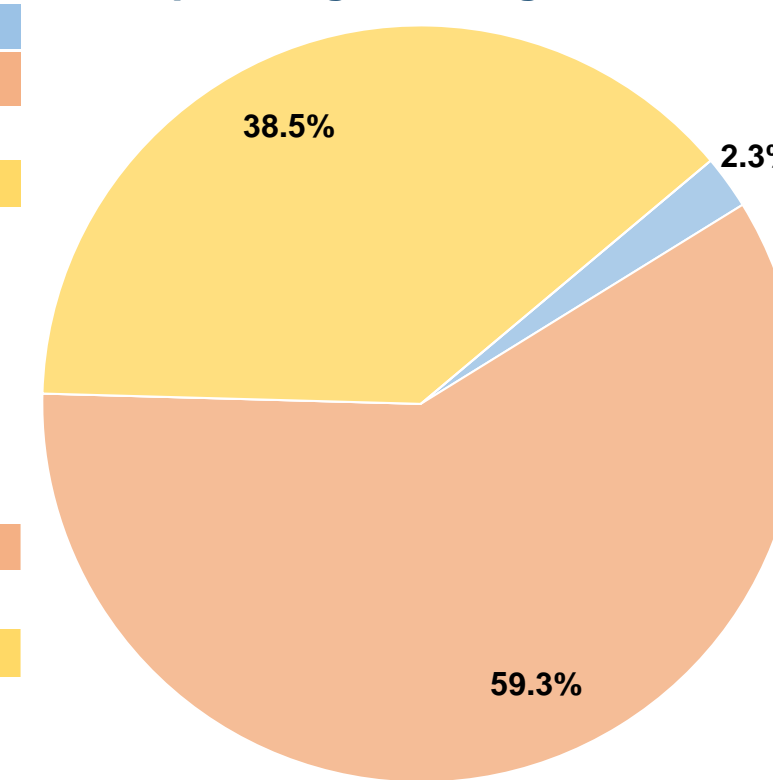
### Sources of Operating Funds Expended

Fare Revenues	\$2,824	2.3%
Local Funds	\$72,982	59.3%
State Funds	\$0	0.0%
Federal Assistance	\$47,365	38.5%
Other Funds	\$0	0.0%
<b>Total Operating Funds Expended</b>	<b>\$123,171</b>	<b>100.0%</b>

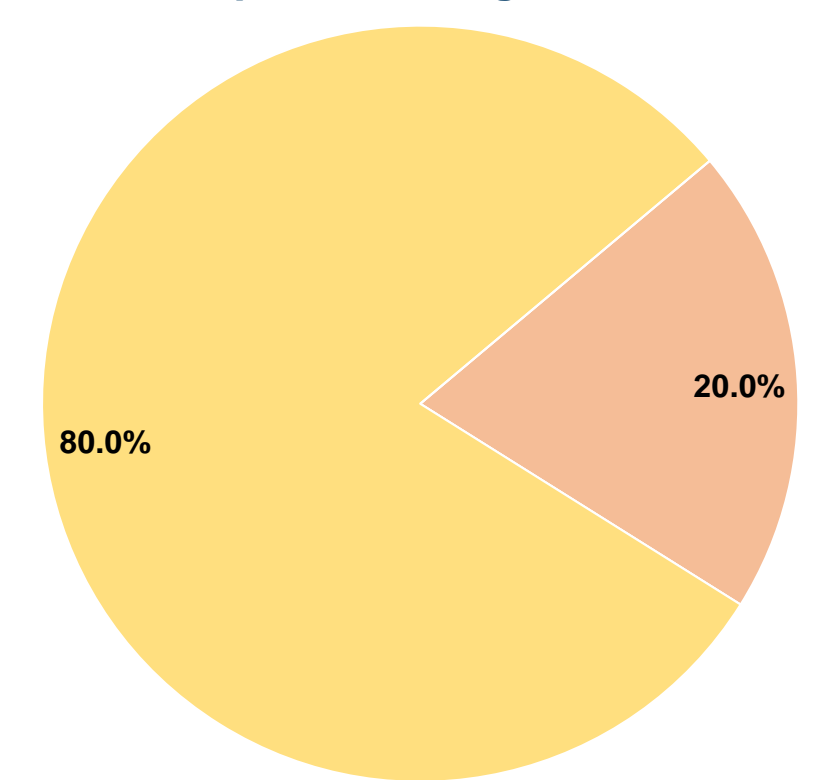
### Sources of Capital Funds Expended

Fare Revenues	\$0	0.0%
Local Funds	\$341	20.0%
State Funds	\$0	0.0%
Federal Assistance	\$1,362	80.0%
Other Funds	\$0	0.0%
<b>Total Capital Funds Expended</b>	<b>\$1,703</b>	<b>100.0%</b>

### Operating Funding Sources



### Capital Funding Sources



## Modal Characteristics

### Operation Characteristics

#### Vehicles Operated at Maximum Service

Mode	Directly Operated	Purchased Transportation	Operating Expenses	Fare Revenues	Uses of Capital Funds	Annual Unlinked Trips	Annual Vehicle Revenue Miles	Annual Vehicle Revenue Hours
Demand Response	6	-	\$123,171	\$2,824	\$1,703	4,526	45,518	12,192
<b>Total</b>	<b>6</b>	<b>-</b>	<b>\$123,171</b>	<b>\$2,824</b>	<b>\$1,703</b>	<b>4,526</b>	<b>45,518</b>	<b>12,192</b>

### Performance Measures

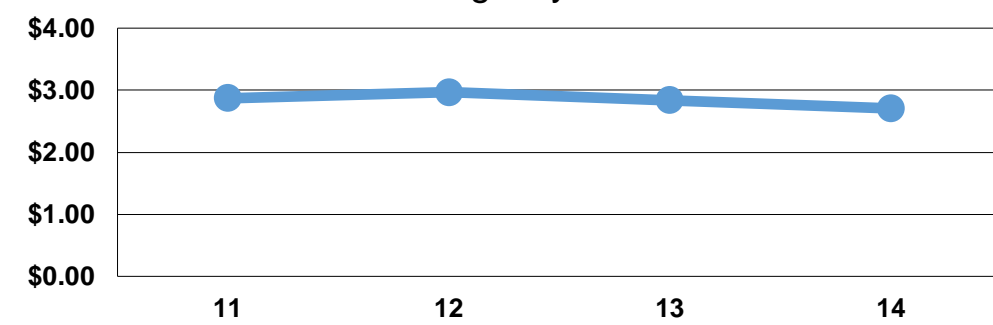
#### Service Efficiency

Mode	Operating Expenses per Vehicle Revenue Mile	Operating Expenses per Vehicle Revenue Hour
Demand Response	\$2.71	\$10.10
<b>Total</b>	<b>\$2.71</b>	<b>\$10.10</b>

#### Service Effectiveness

Mode	Operating Expenses per Unlinked Passenger Trip	Unlinked Trips per Vehicle Revenue Mile	Unlinked Trips per Vehicle Revenue Hour
Demand Response	\$27.21	0.1	0.4
<b>Total</b>	<b>\$27.21</b>	<b>0.1</b>	<b>0.4</b>

Operating Expense per Vehicle Revenue Mile: Agency Total



Unlinked Passenger Trips per Vehicle Revenue Mile: Agency Total

