

Lac du Flambeau Band of Lake Superior Chippewa Indians

P.O. Box 67
Lac Du Flambeau, WI 54538

2014 Annual Agency Profile

Director, Planning & Dev: Mr. Emerson Coy
715-588-4252

General Information

Federally Recognized Tribal Statistical Areas

128 Lac du Flambeau Reservation, WI

Service Consumption

16,876 Annual Unlinked Trips (UPT)

Service Supplied

114,133 Annual Vehicle Revenue Miles (VRM)

6,890 Annual Vehicle Revenue Hours (VRH)

Database Information

NTDID: 55300

Reporter Type: Tribal Reporter

Financial Information

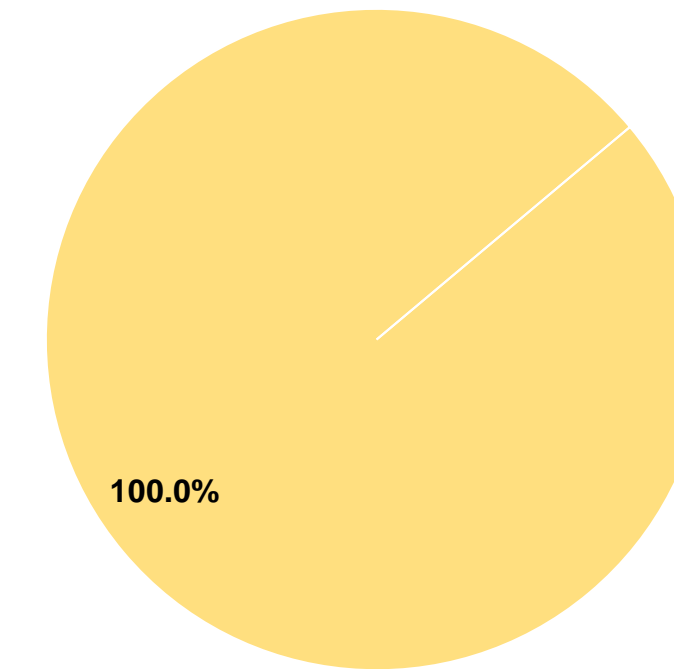
Sources of Operating Funds Expended

| | | |
|---------------------------------------|------------------|---------------|
| Fare Revenues | \$0 | 0.0% |
| Local Funds | \$0 | 0.0% |
| State Funds | \$0 | 0.0% |
| Federal Assistance | \$399,221 | 100.0% |
| Other Funds | \$0 | 0.0% |
| Total Operating Funds Expended | \$399,221 | 100.0% |

Sources of Capital Funds Expended

| | |
|-------------------------------------|------------|
| Fare Revenues | \$0 |
| Local Funds | \$0 |
| State Funds | \$0 |
| Federal Assistance | \$0 |
| Other Funds | \$0 |
| Total Capital Funds Expended | \$0 |

Operating Funding Sources



Modal Characteristics

Operation Characteristics

Vehicles Operated at Maximum Service

| Mode | Directly Operated | Purchased Transportation | Operating Expenses | Fare Revenues | Uses of Capital Funds | Annual Unlinked Trips | Annual Vehicle Revenue Miles | Annual Vehicle Revenue Hours | Average Fleet Age in Years ¹ |
|-----------------|-------------------|--------------------------|--------------------|---------------|-----------------------|-----------------------|------------------------------|------------------------------|-----------------------------------------|
| Demand Response | - | 3 | \$399,221 | \$0 | \$0 | 16,876 | 114,133 | 6,890 | 4.3 |
| Total | - | 3 | \$399,221 | \$0 | \$0 | 16,876 | 114,133 | 6,890 | |

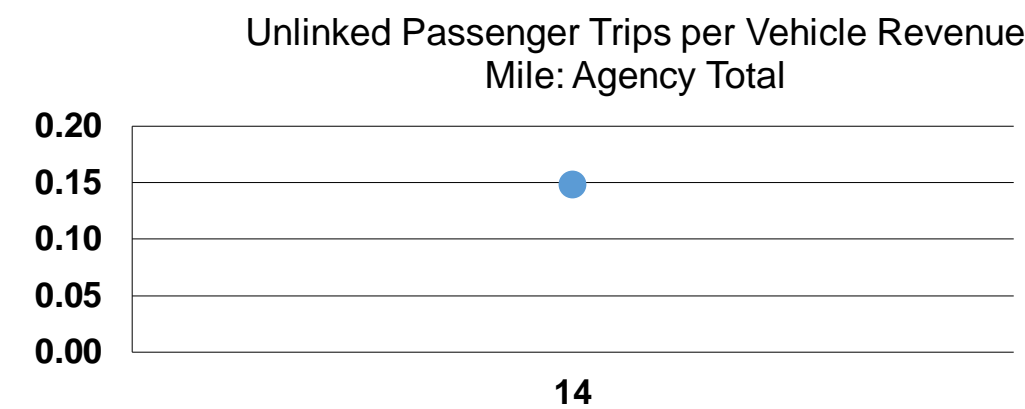
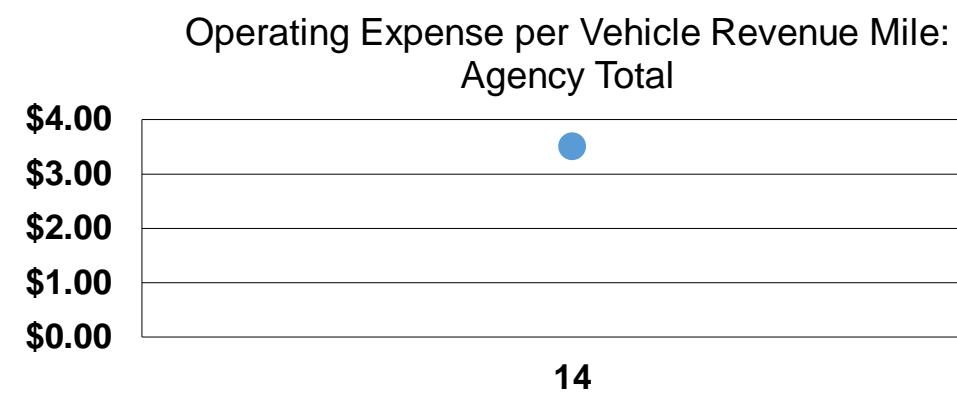
Performance Measures

Service Efficiency

| Mode | Operating Expenses per Vehicle Revenue Mile | Operating Expenses per Vehicle Revenue Hour |
|-----------------|---------------------------------------------|---------------------------------------------|
| Demand Response | \$3.50 | \$57.94 |
| Total | \$3.50 | \$57.94 |

Service Effectiveness

| Mode | Operating Expenses per Unlinked Passenger Trip | Unlinked Trips per Vehicle Revenue Mile | Unlinked Trips per Vehicle Revenue Hour |
|-----------------|------------------------------------------------|-----------------------------------------|-----------------------------------------|
| Demand Response | \$23.66 | 0.1 | 2.4 |
| Total | \$23.66 | 0.1 | 2.4 |



Notes:

¹Demand Response - Taxi (DT) and non-dedicated fleets do not report fleet age data.

*This agency has a purchased transportation relationship in which they buy service from Menominee Indian Tribe of Wisconsin (NTDID: 55228), and in which the data are captured in this report for mode DR/PT.