

# Oneida Tribe of Indians of Wisconsin

2014 Annual Agency Profile

3759 W. Mason St.  
Suite 5  
Oneida, WI 54155

Transit Director: Mr. Brandon Cooper  
920-496-5772

## General Information

### Federally Recognized Tribal Statistical Areas

183 Oneida (WI) Reservation and Off-Reservation Trust Land, WI

### Service Consumption

61,425 Annual Unlinked Trips (UPT)

### Service Supplied

349,564 Annual Vehicle Revenue Miles (VRM)

24,394 Annual Vehicle Revenue Hours (VRH)

### Database Information

NTDID: 55276

Reporter Type: Tribal Reporter

## Financial Information

### Sources of Operating Funds Expended

Fare Revenues	\$0	0.0%
Local Funds	\$543,366	50.0%
State Funds	\$0	0.0%
Federal Assistance	\$543,367	50.0%
Other Funds	\$0	0.0%

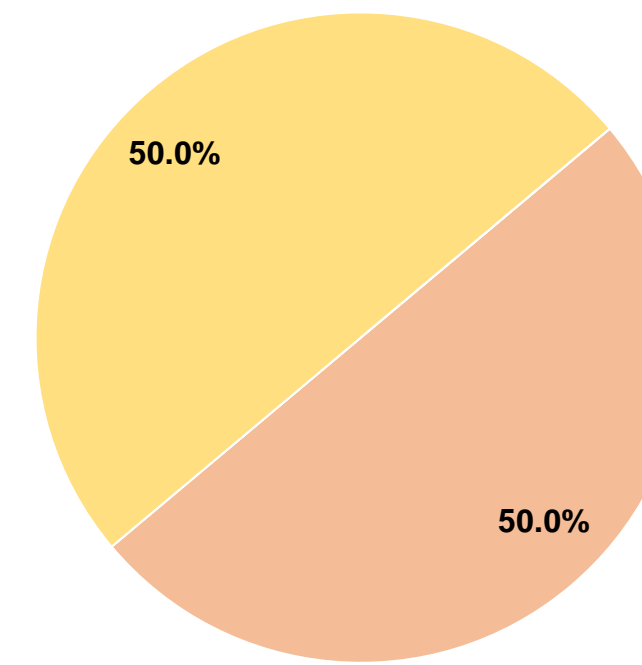
**Total Operating Funds Expended \$1,086,733 100.0%**

### Sources of Capital Funds Expended

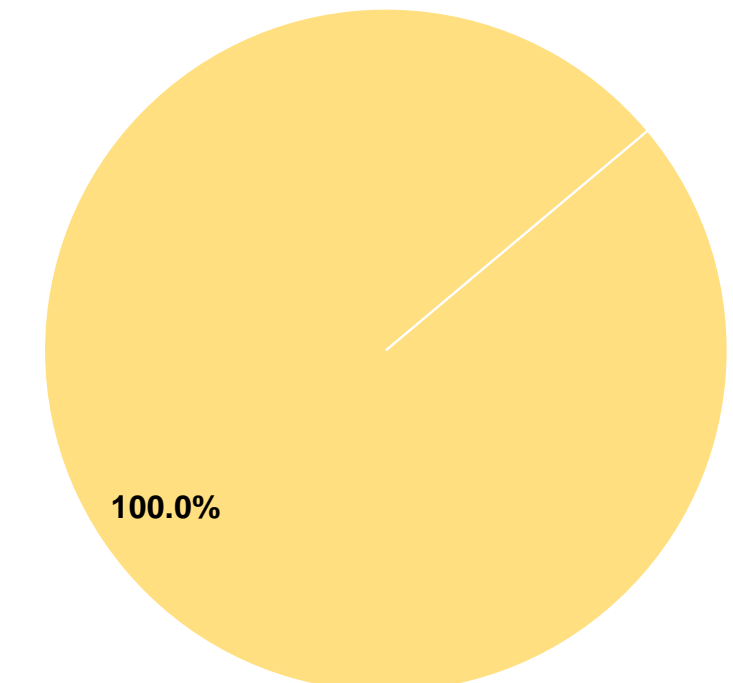
Fare Revenues	\$0	0.0%
Local Funds	\$0	0.0%
State Funds	\$0	0.0%
Federal Assistance	\$148,405	100.0%
Other Funds	\$0	0.0%

**Total Capital Funds Expended \$148,405 100.0%**

### Operating Funding Sources



### Capital Funding Sources



## Modal Characteristics

### Operation Characteristics

#### Vehicles Operated at Maximum Service

Mode	Directly Operated	Purchased Transportation	Operating Expenses	Fare Revenues	Uses of Capital Funds	Annual Unlinked Trips	Annual Vehicle Revenue Miles	Annual Vehicle Revenue Hours	Average Fleet Age in Years <sup>1</sup>
Demand Response	10	-	\$1,086,733	\$0	\$148,405	61,425	349,564	24,394	3.4
<b>Total</b>	<b>10</b>	<b>-</b>	<b>\$1,086,733</b>	<b>\$0</b>	<b>\$148,405</b>	<b>61,425</b>	<b>349,564</b>	<b>24,394</b>	

### Performance Measures

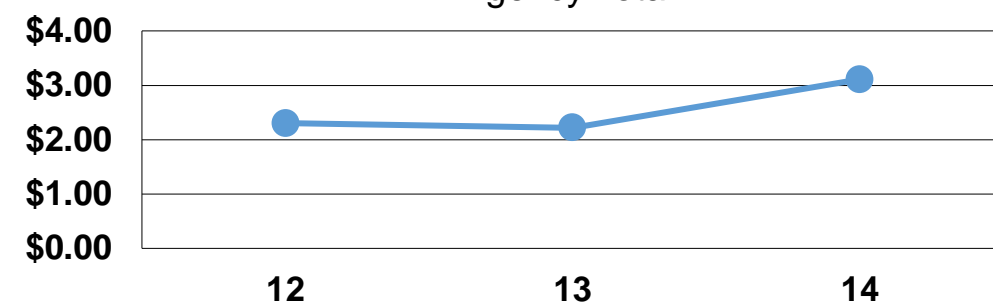
#### Service Efficiency

Mode	Operating Expenses per Vehicle Revenue Mile	Operating Expenses per Vehicle Revenue Hour
Demand Response	\$3.11	\$44.55
<b>Total</b>	<b>\$3.11</b>	<b>\$44.55</b>

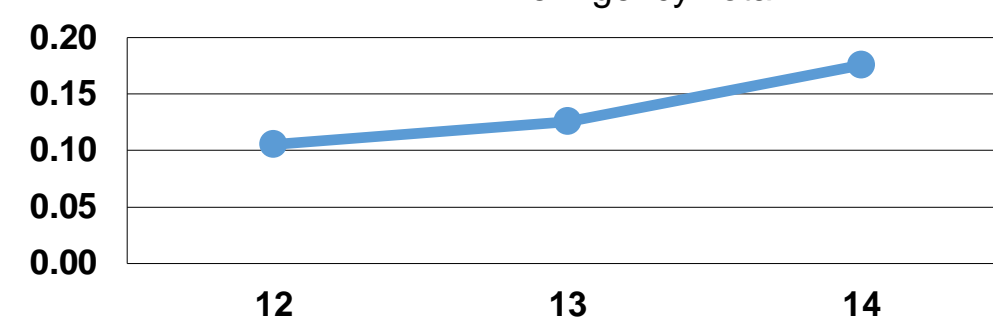
#### Service Effectiveness

Mode	Operating Expenses per Unlinked Passenger Trip	Unlinked Trips per Vehicle Revenue Mile	Unlinked Trips per Vehicle Revenue Hour
Demand Response	\$17.69	0.2	2.5
<b>Total</b>	<b>\$17.69</b>	<b>0.2</b>	<b>2.5</b>

Operating Expense per Vehicle Revenue Mile: Agency Total



Unlinked Passenger Trips per Vehicle Revenue Mile: Agency Total



**Notes:**

<sup>1</sup>Demand Response - Taxi (DT) and non-dedicated fleets do not report fleet age data.